



Al-Azhar Al-Sharif
Presidency of Al-Azhar Institutes

A-LEVEL

ENGLISH

for Al-Azhar Treetops

Primary Four
Term 2

Workbook

First Draft Edition

2024 - 2025



غير مصرح بتداول الكتاب خارج معاهد الأزهر الشريف

© Presidency of Al-Azhar Institutes - Egypt. 2024

All rights reserved; no part of this publication may be reproduced, stored in a retrieval system, or transmitted in any form or by any means; electronic, mechanical, photocopying, recording, or otherwise, without the prior written permission of the publishers.

Presidency of Al-Azhar Institutes wishes to thank the Development Committee

Dr. Attia Es-Sayed A. Abdul-Aal

Professor of TEFL, Faculty of
Education, Al-Azhar University

Dr. Ismael I. Elsherbiny

English Consultant,
Al-Azhar Institutes Sector

Dr. Wafaa Ahmed Mahmoud

Teacher of English,
Al-Azhar Institutes Sector

Dr. Nadia Mohamed Sarhan

Teacher of English,
Al-Azhar Institutes Sector

Mr. Ramadan Mamdouh A. Salama

Demonstrator of TEFL, Faculty of
Education Al-Azhar University

Mrs. Asmaa Abdelwahab Hafez

Teacher of English, Al-Azhar Institutes Sector

Presidency of Al-Azhar Institutes wishes to thank the Reviewing Committee

Dr. Attia Es-Sayed A. Abdul-Aal

Professor of TEFL, Faculty of
Education, Al-Azhar University

Dr. Asmaa Abdulmoneim Mustafa

Professor of TEFL, Faculty of
Education, Mansoura University

Dr. Zeinab Ali En-Najjar

Professor of TEFL, Faculty of
Education, Ain Shams University

Presidency of Al-Azhar Institutes wishes to thank the Graphic Design Team

Eng. Mostafa Galal Abd-Elgaber

Official of designing and developing
curriculum at the Education Development
Center Al-AZhar International Students

Al-Azhar Printing House

Abdullah Muhammed Street, Ahmad Said Street, Abasia, Cairo,

Arab Republic of Egypt

First Draft Edition, 2024

Deposit: 13903/2024



H. H. Professor
Ahmed M. Al-Tayeb
Grand Imam of Al-Azhar



H. H. Professor
Muhammad Abdur-Rahmān Ad-Duwini
Al-Azhar Grand Imam's Deputy



H. H. Sheikh
Ayman Mohammed Abdelghany
Head of Al-azhar Institutes Sector

Unit 5

Vacations and Holidays



Lesson (1) Vacations and Holidays Are Happy Days

Ex. ① Read and Match

Holiday or Vacation.

- ① Mid-summer
- ② A day on the beach
- ③ Sham El-Nessim
- ④ A trip to Sharm El-Sheikh
- ⑤ Labor Day
- ⑥ Camping at a forest
- ⑦ The 6 October War Anniversary



Ex. ② Read and Answer

Vacations and holidays are a time to **relax** and have fun. But sometimes, we end up feeling stressed instead of enjoying ourselves. Here are some tips to help you really **enjoy** your time off.

First, remember that you cannot do everything. It is **impossible** to see and do everything in a short amount of time. Instead of trying to do it all once, focus on the things that are most important to you. Make a list of the **must-see** places and another list of the things you would like to see if you have time. This way, you can make use of your time and not feel **upset**.

Next, keep your expectations in check. Sometimes, things do not go exactly as planned

on vacation. The hotel room might not be as nice as you thought, or there might be a lot of people at the places you want to visit. Instead of getting upset about these things, focus on what you want to get out of your vacation. Whether **it** is adventure, relaxation, or spending time with loved ones, focus on what really matters to you.

Lastly, take a true break from your everyday life. Vacations are meant to be a break from work and stress. Make sure you take the time to relax and **recharge**. Do things that make you happy and help you forget about your worries. Whether it is reading a book, going for a swim, or exploring a new place, do things that bring you joy.

1 What is the main idea of this passage?

- A** Vacations are meant to be enjoyable and relaxing.
- B** Vacations are stressful and overwhelming.
- C** Vacations should be spent doing as many activities as possible.
- D** Vacations should be used to catch up on work.

2 According to the text, what should you do if things don't go as planned on vacation?

- A** Get upset and complain about it.
- B** Focus on what you want to get out of your vacation.
- C** Try to do everything you had planned anyway.
- D** Cancel your vacation and go home.

3 What is the author's advice for enjoying your time off?

- A** Try to do everything in a short amount of time.
- B** Make a list of everything you want to see and do.
- C** Focus only on the things that are most important to you.
- D** Don't make any plans and just go with the flow.

4 What is the author's advice for dealing with stress on vacation?

- A** Complain about everything that goes wrong.
- B** Try to do everything you had planned anyway.
- C** Take a true break from your everyday life.
- D** Cancel your vacation and go home.

5 What does the underlined pronoun "it" in paragraph three refer to?

- A** The sea
- B** A hotel room
- C** A vacation
- D** A place

Ex. ③ Find the Synonym

Read the words in read in the text and find synonyms for the following words:

- | | |
|------------------------|------------------------|
| 1 Comfort <u>Relax</u> | 2 Cannot be done |
| 3 Refresh | 4 Bothered |
| 5 Like | |

Ex. ④ Read and Complete

Hello, I'm Hana. I'd like to tell you about my summer vacation. In summer, the weather is sunny and School is over and many people like to go to theon vacation. Now, I'm on vacation in Hurghada with my and two brothers. We're staying at a beautiful on the beach. We spend most of our time on the beach. My brothers and I usually build We also enjoy playing on the beach. It's so much fun. When the sun is too hot, we set under a big and have cold juice. Before sunset, I like to gather someOne of my favorite summer activities is riding on a jet It's really exciting. We return at the hotel after spending nice time on the beach. Really, Hrughada is the best place for a vacation.

Ex. ⑤ Read and Complete this Email

aunt- crowded- Alexandria - cousins- aquarium- cool- animals

Hello Hana,

I'm happy that you're enjoying your vacation in Hurghada. I'm on vacation, too, But in Alexandria. My mum decided to visit myand spend a week there. I really like the beach here in Alex although it's very..... . I sometimes go with my and visit some interesting places in Alex like the Citadel and the....., where I enjoy seeing different sea I want to tell you that the weather isin Alex and I love it.

Bye!

Love from Zeina

Lesson (2) Exploring Exciting Places to Visit

Ex. ① Read and Match

Where would you go to do the following?

1 Spend a nice time on an island in the sea



2 Have fun under the sea



3 Explore a national park



4 Visit a historical place



5 Lie on a beautiful beach



Ex. ② Choose the Correct Answer

- 1 This is an interesting (interested – interesting) story.
- 2 I was (surprised- surprising) to hear the news of her sudden wedding.
- 3 Many people like going on (excited – exciting) adventures.
- 4 I can't look at him because his looks are very (frightened – frightening).
- 5 They were (annoyed – annoying) to see their kid hitting a cat with a stick.
- 6 Sharm El-Sheikh is an (amazed – amazing) place to visit.

Ex. ③ Read and Answer

Read this email from Shahd to her friend Julia who lives in America and has never visited Egypt, then answer the questions.

Dear, Julia,

I want to tell you that Egypt is a really cool place to visit! It has a long history and lots of amazing things to see. One of the best places to go is Cairo, which is the **capital** of Egypt. There are so many things to do there, like visiting the Grand Egyptian Museum and the **Citadel** of Saladin. You can also see the famous **pyramids** in Giza, which are really big and old. Another fun place to visit is Alexandria, which is by the Mediterranean Sea. You can swim at the beach and see lots of cool **monuments**.

If you are interested in history, you can enjoy seeing our ancient monuments built by the **Pharaohs** like the amazing temples and pyramids. The pyramids of Giza are one of the Seven Wonders of the Ancient World. They are really big and you can go inside them and see where the pharaohs were buried. Another cool place to visit is the Valley of the Kings in Luxor. This is where the ancient pharaohs were buried in **tombs**. It's like a big of the museum!

If you like adventure, there are also some off-the-beaten-path places to visit in Egypt. One of them is the White Desert National Park. It has these big white rocks that look like mushrooms and other cool shapes. You can even **camp** out under the stars! Another place to visit is the Siwa Oasis, which is a town in the middle of the desert. It has old buildings and you can do many fun things there.

Hope to see you soon here in Egypt.

Love,

Shahd

1 What can Julia visit in Egypt?

- A** The grand Egyptian museum
- B** The Valley of the Kings in Luxor
- C** The White Desert National Park
- D** All of them

2 What is one thing Julia can see at the Siwa Oasis?

- A** Old friends
- B** Old clothes
- C** Old buildings
- D** Old people

3 What does Shahd say about the pyramids of Giza?

- A** They are ancient ruins.
- B** They are beaches.
- C** They are temples.
- D** They are tombs for the pharaohs.

4 What is one unique feature of the White Desert National Park?

- A** Mushroom-shaped rocks
- B** Ancient ruins
- C** Swimming beaches
- D** Historical buildings

5 According to what Shahd wrote, what is the Valley of the Kings in Luxor like?

- A** It's like a big hotel.
- B** It's like a big outdoor museum.
- C** It's like a national park.
- D** It's like a citadel.

-If you were Julia, would you come and visit Egypt? Why?

.....

Ex. 4 Read and Fill in the Gaps with the words in red.

- 1** The Ancient Egyptians built a lot of monuments.
- 2** The Ancient Egyptians are called
- 3** Cairo is the of Egypt.
- 4** The three at Giza are so amazing.
- 5** Some people like to go in the desert.

6 The Ancient kings and queens are buried in inside the pyramids.

7 When I visit Alexandria, I like to visit Qaitbay

Ex. 5 Read and Underline

Read this short story and underline the words with the blend /sn/.

The snowman likes snow, that's why he likes winter a lot. Every winter, he feels happy, however the snake and the snail feel sad and disappear. The snowman feels lonely and he begs his friends to stay with him. The snake always says, "Sorry I cannot sniff well in winter." Similarly, the snail says, "Sorry, I always sneeze and I crawl very slowly." They wish him good luck and tell him that they will come back in summer. But, when summer is here, the snowman will never appear.



Lesson (3) Planning a Dream Vacation

Ex. ① Read and Answer

Dream **vacations** are something that everyone thinks about. It's a special trip that you really want to go on. But sometimes it's hard to decide where to go because there are so many **amazing** places in the world.

If you're in your 20s, a dream vacation could be going to Costa Rica. It's a beautiful country that's not too far from the United States. You can find cheap flights there and the cost of living is **affordable**. You can relax on the beach, go surfing, snorkeling, and fishing. It's a great place to have fun with your friends.

Another dream vacation spot is Zanzibar, an island off the coast of East Africa. It has clear turquoise water, white sand beaches, and a **unique** culture. You can relax on the beach, swim in the warm water, and eat at affordable restaurants. It's a dream beach **destination** that's not just for rich people.

If you love nature, a dream vacation could be going to Yosemite National Park in California. It's a place with beautiful forests, waterfalls, and mountains. You can hike, climb, and enjoy the amazing views. **It's** a **paradise** for nature lovers.

There are so many dream vacation spots to choose from. Whether you want to relax on the beach, **explore** a new **culture**, or enjoy nature, there's a perfect destination for everyone. So start dreaming and planning your next big adventure!

1 What is the main idea of this passage?

- ☐ A Dream vacations are expensive and only for rich people.
- ☒ B There are many amazing places in the world to go on a dream vacation.
- ☐ C Costa Rica is the best dream vacation spot for young people.
- ☐ D Yosemite National Park is the most popular dream vacation spot.

2 According to the text, what is a dream vacation spot for someone who loves nature?

- | | |
|--|---------------------------------------|
| <input type="radio"/> A Costa Rica | <input type="radio"/> B Zanzibar |
| <input type="radio"/> C Yosemite National Park | <input type="radio"/> D United States |

3 What evidence does the text provide to support the claim that Zanzibar is a dream beach destination for everyone?

- A** It has clear turquoise water and white sand beaches.
- B** It's a beautiful country that's not too far from the United States.
- C** You can find cheap flights there and the cost of living is affordable.
- D** It's a place with beautiful forests, waterfalls, and mountains.

4 According to the text, what is a dream vacation spot for rich and poor people?

- A** Costa Rica
- B** Zanzibar
- C** Yosemite National Park
- D** United States

5 What does the underlined pronoun 'it' in paragraph 4 refer to?

- A** A forest
- B** A waterfall
- C** A national museum
- D** Yosemite National Park

Ex. 2 Read and Fill in the Gaps with the Words in Red.

- 1** I am going on vacation to the beach next week.
- 2** The price of the hotel room was, so we decided to book it.
- 3** Our for our family vacation is Disney World.
- 4** I love learning about different and trying new foods.
- 5** The tropical island was like with its white sandy beaches.
- 6** The view from the top of the mountain was
- 7** We decided to the city on foot.
- 8** The artist's style is and easily recognizable.

Ex. ③ Read and Underline

Read and underline the words with the /sm/ blend.

Meet everyone with a smile

Even if they're different

In shape, style and manner

Do them small favors

And never be a liar

When you're sad

look at a lovely bird

Or smell a beautiful flower

But, please stop smoking

And don't play with fire

Ex. ④ Read and Write: Declarative, Exclamatory, or Imperative

- | | |
|--------------------------------------|--------------------------|
| 1 Stop making noise. | (<u>Imperative</u>) |
| 2 I do not like coffee. | () |
| 3 Mona has nice blue eyes. | () |
| 4 How dare you shout at me! | () |
| 5 What a lovely beach! | () |
| 6 Keep out of the grass. | () |
| 7 Dad is an excellent maths teacher. | () |

Ex. ⑤ Read and Respond

- | | |
|--------------------------------------|--------------|
| 1 Close the window, please. | <u>Okay.</u> |
| 2 Don't forget to bring your camera. | |
-

3 Lend me a pencil, please.

.....

4 Come to school on time.

.....

5 Don't make noise while being at grandpa's house.

.....

Lesson (4) Cultural Adventures: Learning about Traditions and Customs

Ex. ① Read and Answer

Are you ready for an exciting **adventure** vacation where you can learn about different traditions and **customs**? Well, you're in luck! There are so many **amazing** places in the world where you can have a **cultural** experience and learn about new ways of life.

When you go on an adventure **vacation** to learn about traditions and customs, you get to see the world from a different **perspective**. You can form **meaningful** relationships with people from different cultures and even learn new skills. Plus, this type of travel is good for the planet and helps local communities. It's a win-win!

There are many ways to have a cultural vacation. You could learn a new skill, like cooking or crafting, by taking a class or workshop. You could also participate in local **celebrations** and festivals to really **immerse** yourself in the culture. And don't forget about trying new foods and learning a few words of the local language. It's all part of the adventure!

So, whether you want to learn to dance with the Samburu tribe in Kenya, stay with a nomadic family in Mongolia's Gobi desert, or relax in an Ayurveda spa in Sri Lanka, there's an adventure vacation out there for you. You can even add on an adventure to the start or end of another trip. It's all about exploring new cultures and having fun along the way!

Remember, when you go on an adventure vacation to learn about traditions and customs, you're not just going on a regular holiday. You're signing up for a unique experience where you'll learn, grow, and have the time of your life.

1 What is the main idea of this passage?

- A Adventure vacations are better than regular holidays.
- B There are many amazing places in the world to have a cultural experience.**
- C Going on an adventure vacation helps local communities.
- D Learning new skills is an important part of a cultural vacation.

2 According to the text, why is going on an adventure vacation to learn about traditions and customs a unique experience?

- A** Because it allows you to see the world from a different perspective
- B** Because it helps local communities
- C** Because it is good for the planet
- D** Because it is a regular holiday

3 What are some ways to have a cultural vacation?

- A** Learning new skills, participating in local celebrations, and trying new foods
- B** Staying with a nomadic family, relaxing in an Ayurveda spa, and exploring new cultures
- C** Taking a class or workshop, learning a few words of the local language, and having fun along the way
- D** Dancing with the Samburu tribe, staying with a nomadic family, and planning your next trip

4 Why is it important to participate in local celebrations and festivals during a cultural vacation?

- A** Because it allows you to learn about the culture in a fun and immersive way
- B** Because it helps support the local economy
- C** Because it is a good way to make new friends
- D** Because it adds excitement to your vacation

5 What are some benefits of going on an adventure vacation to learn about traditions and customs?

- A** Supporting local communities and protecting the environment
- B** Experiencing new foods and languages
- C** Having a relaxing holiday and exploring new cultures
- D** Forming meaningful relationships with people from different cultures and learning new skills

Ex. ② Read and Fill in the Gaps with the Words in Red.

- 1 Her background knowledge gave her a unique perspective on the issue.
- 2 We went on an to explore the jungle.
- 3 I'm going on to the beach next week.
- 4 In Japan, it is a to bow when greeting someone.
- 5 The museum has a collection of artifacts from around the world.
- 6 He shared a conversation with his best friend.
- 7 The town was filled with joy during the New Year
- 8 She loves to herself in different cultures when she travels.

Ex. ③ Read and Write: Direct Object or Indirect Object

-Read the following and write: Direct object or Indirect object for the underlined words.

- 1 We ate a healthy meal. (Direct object)
- 2 My dad send some money to us. (Indirect object)
- 3 The teacher showed the pupils their good results at the exam. ()
- 4 Have the boss sent the emails to the company yet? ()
- 5 Mona smelt the lovely rose. ()
- 6 I lent Omar my bike to go to school quickly. ()

Ex. ④ Read and Complete

job- dresses- pen- stamps- pizza - present

- 1 I gave Aly a wonderful present for his birthday.
- 2 Mona lend her brother a to write with.
- 3 The manager offered me a with a good salary.
- 4 My pen friend sent me some nice

5 At the clothes store, the sales assistant showed us different

6 Mum made us a delicious

Ex. 5 Listen and Complete

-Jessica Nabongo had travelled to 159 and she wanted to become the first Black woman to document doing it.

-Listen to some of her answers and complete the missing words.

What inspires your adventures?

Curiosity—that's what's always inspired me. I have a strong desire to see the **differences** and **similarities** in how people live everywhere in the world, even at home in the United States. I put a lot of **trust** in strangers, and I believe you can travel solo anywhere.

What travel kit can't you do without?

I like mirrorless because they're lighter—whether they're Sony or Canon. I think the 24-70mm is the perfect lens, in terms of getting that wide range of....., from landscape to beautiful portraits, and being able to move with one lens. Obviously, you can take more than one lens, but if you're traveling for extended periods you should take a 24-70mm.

Did you ever experience any setbacks?

I don't believe in And I don't have the ability to be embarrassed. Embarrassment isn't a human trait, in my eyes—it comes from socialization. If I fell over in the middle of Grand Central Station, I'd at myself. I truly believe that every failure in your life is just an opportunity to learn.

Do you have any advice for someone thinking of embarking on a similar adventure?

Travel with kindness, travel with energy and without fear. I think what holds people back a lot of the time is fear of the unknown. What I've learned throughout my travels is that most people are good, and because of that, there's no reason to have an innate fear of a Most people really want to help you. A lot of the time people are just really happy that you're in their

Lesson (5) Postcard Tales: Writing and Sharing Vacation Stories

Ex. ① Read and Match

- 1 Snow White postcard is my favourite.
- 2 My summer postcard is amazing. I love Playing among roses and butterflies.
- 3 The white wolf postcard is nice.
It's about a girl who has a cute nice white wolf.
- 4 The young girl and the witch postcard is quite scary.
- 5 I love fishing a lot. But, this postcard is frightening.
The fish is really huge.




Ex. 2 Read and Answer

There are 5 ways to share your travel experiences and stories with the world:

1 Form a Travel Storybook

While social media is an excellent platform to share your **memories**, it isn't exactly a travel journal. However, some amazing travel journals are available online that can help you create a stunning account of your trip. You can enter details including your itinerary, description of the place you visited, along with any interesting **experience** you would like to remember. Also, do not forget to add the most interesting photographs here. This will serve as an excellent reminder of the wonderful time you spent.



2 Create Social Media Post

Social media allows you to share the best of your life with people connected to you. By creating a single **post**, you can **share** all your travel photographs. For those who wish to share interesting stories describing your experience and the history behind the photos, you can always add a description along with.




3 Print Your Travel Calendar

Some people love to share their personal memories with the world. However, if you are **uncomfortable** with the thought, you can always get a travel **calendar** printed for your memories. You can choose some of the best photographs clicked from your travels and get them printed.



4 Write a Travel Blog

While social media allows you to share your travel history with your family, friends, and acquaintances, a travel blog can allow you to share your experiences with the world. Most people these days prefer to go through travel blogs (written or video) to know about the destination. Thus, this is an excellent way to reach out to people across the world. With every travel story, a new blog post can be created, and you might end up inspiring people to their next travel destination.



5 Join Traveler's Community

Travel dedicated social media is one of the best ways where you can share your travel stories. Several apps allow you to share your travel stories with fellow travel enthusiasts. Trotter It is one of the popular travel social networking apps that makes it easy to share not just your travel photographs but also interesting tips and stories.



1 You can share your on an online travel journal.

- ☐ A sadness ☒ B memories ☐ C money ☐ D friends

2 You can add for the photos you share.

- ☐ A photos ☐ B emojis ☐ C descriptions ☐ D spices

3 You can get a printed for your memories.

- ☐ A travel calendar ☐ B travel agent ☐ C travel photo ☐ D travel agency

4 Do not share your travel history with

- ☐ A family ☐ B friends ☐ C relatives ☐ D strangers

5 Social networking apps make it easy to share your travel photographs and interesting

- ☐ A jokes and pictures ☐ B tips and stories ☐ C hopes and dreams
☐ D dangers and challenges

Ex. ③ Read again, then Complete with the Words in Red

- 1 I always keep in touch with my acquaintances.
- 2 I like to share my with my friends.
- 3 Going camping was an exciting
- 4 Your Facebook was really funny.
- 5 Hurghada is a wonderful for a summer vacation.
- 6 This bed is I cannot sleep well.
- 7 I never my photos with strangers.
- 8 I always mark my important days in the

Ex. ④ Listen and Tick (✓) or (×)

Listen to "Maisy goes on Vacation" by Lucy Cousins, and tick (✓) or (×).

- 1 Maisy goes on a vacation to the seaside. (✓)
- 2 Maisy packs her sun glasses, camera and book. ()
- 3 Maisy goes on vacation by train. ()
- 4 Maisy and Cyril book a hotel room. ()
- 5 For snack, Maisy has candy and Cyril drinks coffee. ()
- 6 Maisy and Cyril's first day at the beach is wonderful. ()

Ex. ⑤ Read and Complete

(comfortable - airport - forest- smoke- forest- pilot - memories- accident)

Last year, my dad decided to take us on a trip to Bali. The flight was comfortable and I felt asleep. But, suddenly I woke up, hearing a loud noise and smelling coming from the back of the plane. The Pilot called the....., which was only thirty minutes far.

The managed to control the plane and landed peacefully in a thick.....

The pilot asked us to leave the plane immediately and hide behind the trees. After a short time, engineers, and ambulances came quickly. Thanks God, no one was hurt and we went safely to the airport in comfortable buses. However, thisdid not stop from having a wonderful trip; we really spent an amazing week in Bali and had lots of..... .

Unit 6

Waste Matters



Lesson (1) The Waste and Environment

Ex. ① Listen and Complete

Greenhouse gases are causing the Earth to get **warmer**. This is called global warming. Global warming is changing the weather and causing problems for..... It is important for us to find ways to..... the amount of greenhouse gases we into the air. We can do this by using less fossil fuels and finding cleaner sources of energy, like wind and solar power. If we work together, we can help the Earth and keep it aplace for everyone.

Ex. ② Read and Number

- 1 Water pollution
- 2 Soil degradation
- 3 Burning landfills
- 4 Greenhouses gas



Ex. ③ Read and Answer

Waste Matters Effects

Waste matters and the environment are connected in many ways. When we create too much waste that can't break down or be recycled, it can harm the environment. One way waste affects the environment is through climate change. When we don't dispose of waste properly, it can release harmful gases into the air. Landfills, where we put our trash, produce a gas called methane that contributes to climate change. In fact, 20% of the methane emissions that humans produce come from landfills.

Waste also harms wildlife and their habitats. When we don't properly dispose of waste, it can end up in the ocean and other waterways. Marine animals like turtles, whales, and seals can mistake waste for food and eat it. This can make them sick and even die. Researchers have found microplastics, tiny pieces of plastic, in 100% of turtles and 59% of whales. To help the environment, we need to reduce waste and recycle more. Recycling can save resources and create jobs. Recycling also helps reduce greenhouse gas emissions that contribute to climate change.

1 How does waste contribute to climate change?

When we don't dispose of waste properly, it can release harmful gases into the air.

2 What dangers can waste cause to wildlife?

3 Why is recycling important for the environment?

4 Researchers have found tiny pieces of plastic in all the.....

- A** turtles **B** whales **C** sharks **D** Fish

5 To help the environment, use less and recycle.....

- A** a few **B** more **C** little **D** nothing

Ex. 4 Look and Write (Words with gl)

1 Glue

2

3

4

5

6

| | | | | | | |
|---|---|---|---|---|---|---|
| U | Y | D | G | L | U | E |
| N | I | G | L | O | O | L |
| G | L | O | O | M | Y | A |
| B | D | C | V | Z | T | B |
| H | B | D | E | A | L | O |
| G | O | L | S | W | S | L |
| I | F | G | L | A | D | G |

Ex. 5 Look, Read and Write

What are the causes of air and water pollution?



The causes of air pollution:

.....

.....

.....

.....

The causes of water pollution:

.....

.....

.....

.....

Lesson (2) Recycling Waste Means More than What You Think

Ex. ① Listen and Complete

Nadeen and Aziz are going to the **library** to do a research. They interested in Nadeen discovered that recycling has many different When the term recycling is used, most people think of glass and plastic and aluminum, or maybe textile. There is also the recycling or reprocessing of waste from power plants, and the purification and reuse of what is called waste water. Another example is logging They remove excess trees and helps to better control forest

Ex. ② Read and Answer

Recycling Paper

Recycling paper is important because it helps the environment and **saves** resources. Recycling paper also helps keep carbon locked up for longer, which is good for the atmosphere. There are many different types of paper that can be recycled. Some examples include newspapers, magazines, office paper, cereal boxes, and even milk and juice containers. These paper products are taken to **a materials recovery facility**, where they are sorted and separated into different groups. Then, the paper is **baled** and sent to a paper mill, where it is turned into new paper products. Recycled paper is used to make things like cardboard boxes, tissue products, and **newspapers**. It's also exported to paper mills around the world to make new products.

Recycling paper is good for the environment because it saves resources and reduces the paper industry's impact on the planet. Using recycled paper instead of new paper saves trees, energy, water, and reduces solid waste. It also helps reduce greenhouse gas **emissions** and water pollution. To help with recycling, we should make sure to keep paper dry and clean before putting it in the recycling bin. It's also important to check with our local community to see what types of paper can be recycled. And remember, wishcycling is when we put something in the recycling bin hoping it can be recycled, but it can cause problems if it's not recyclable. So let's do our part and recycle paper to help protect the environment!

1 What is the main idea of this passage?

- A Recycling paper turns waste paper into new paper products.
- B Recycled paper is used to make things like cardboard boxes, tissue products, and newspapers.
- C Recycling paper is a practical and sustainable choice.
- D Recycling paper helps protect the environment and saves resources.

2 What is wish-cycling?

- A Putting something in the recycling bin hoping it can be recycled.
- B Recycling paper to help protect the environment.
- C Checking with our local community to see what types of paper can be recycled.
- D Turning waste paper into new paper products.

3 Why is recycling paper good for the environment?

- A Recycling paper saves trees, energy, water, and reduces solid waste.
- B Recycling paper helps keep carbon locked up for longer.
- C Recycling paper reduces greenhouse gas emissions and water pollution.
- D Recycling paper reduces the paper industry's impact on the planet.

4 What should we do before putting paper in the recycling bin?

- A Keep the paper dry and clean.
- B Check with our local community to see what types of paper can be recycled.
- C Put all types of paper in the recycling bin.
- D Hope that the paper can be recycled.

5 What is the benefit of recycling paper instead of using new paper?

- A** Recycling paper helps reduce greenhouse gas emissions and water pollution.
- B** Recycling paper saves trees, energy, water, and reduces solid waste.
- C** Recycling paper reduces the paper industry's impact on the planet.
- D** Recycling paper turns waste paper into new paper products.

Ex. 3 Look and Write



Logging forests



Ex. 4 Put the Correct Prefix: un or im to Give the Opposite

- | | | |
|------------------------|---------------|-------------------------|
| 1 true | untrue | 2 possible |
| 3 polite | | 4 fair |
| 5 patient | | 6 kind |
| 7 tidy | | 8 moral..... |

Ex. 5 Write a Short Paragraph about the Importance of Recycling Paper

.....

.....

.....

.....

.....

.....

Lesson (3) Why We Need Fusion Torch

Ex. ① Listen and Complete

The fusion torch is a special tool that can break apart materials and turn them into something new. It was invented a long time ago, but now are starting to think about using it more often. The fusion torch can help us materials and waste, which is really important for our It's a cool invention that can make a big difference in how we take care of our

Ex. ② Read and Answer

Plasma is a special kind of matter that is found in the universe and in our bodies. It is one of the four states of matter, along with solids, liquids, and gases. Plasma is made up of charged particles, like ions and electrons, which make it electrically conductive. This means that plasma can carry electricity and respond to magnetic fields. Plasma is very important because it helps our bodies function properly. It helps maintain blood pressure, carries important proteins, and helps with blood clotting and immunity. Plasma also helps distribute nutrients, remove waste, and prevent infection.

Plasma is the liquid part of our blood. It makes up about 55% of our blood's total volume. The rest of our blood is made up of red blood cells, white blood cells, and platelets. Plasma is mostly made up of water, but it also contains proteins, minerals, sugars, fats, hormones, and vitamins. These things are all important for our bodies to work correctly. Plasma has many functions, like helping to maintain blood pressure and volume, supplying proteins for blood clotting and immunity, carrying electrolytes to our muscles, and maintaining a proper pH balance in our bodies.

1 What is plasma made up of?

Plasma is made up of charged particles, like ions and electrons.

2 What are some functions of plasma in our bodies?

.....

3 What are the four states of matter?

.....

4 Plasma can infection.

- A** help **b** spread **c** stop **d** cause

5 Plasma has functions.

- A** no **b** a few **c** a lot of **d** fewer

Ex. 3 Read and Match

1 Hydrogen atoms


2 High temperature

3 Electromagnets

4 Fusion torch

5 Gases

6 Plasma



Ex. ④ Read and Write using (but,) although

1 I'd love to stay. I have to catch my bus.

Although I'd love to stay, I have to catch my bus.

2 We got extremely wet. We had an umbrella.

3 She has a lot of friends. She doesn't go out.

4 He's annoying. I like him.

5 We had a good time. The weather was terrible.

6 I got up early this morning. It's the weekend.

7 Ahmed didn't pass the test. He studied hard.

8 Amy grandfather is very old, he still likes to exercise.

9 My friend is very smart, he made a big mistake.

10 I spent three hours cleaning the house. My little brother made it messy again!

Ex. ⑤ Write about the Advantages of Fusion Torch

Lesson (4) Fun Projects with What We Throw away

Ex. ① Listen and Complete

Some people have come up with really cool ideas to turn into treasure! They find creative ways to things that we normally throw away, like plastic bottles andboxes. These projects are not only fun, but they also help the environment by reducing You can also make cool things out of everyday items like and tissue There are so many fun you can make from things we normally throw away.

Ex. ② Think and Write

What do you think you will be able to do to reduce waste?

1 I will be able to use the old newspapers and cut out the photos to decorate the walls of the classroom.

- 2**
- 3**
- 4**
- 5**
- 6**

Ex. ③ Read and Answer

Composting

Composting is a way to turn food and other organic waste into something useful for the soil. It helps make the soil better for plants and helps the environment too. Composting is when you take things like leaves, grass, and food scraps and let them break down into a special kind of soil called compost. Compost is full of nutrients that plants need to grow. It also has helpful organisms like bacteria and fungi that help plants stay healthy. Composting is good for gardens, farms, and even for the landfills where our trash goes.

To start composting, you need to gather “greens” and “browns”. Greens are things like leaves, grass, and food scraps. Browns are things like wood chips, paper, and stalks. These materials break down over time and turn into compost. You have to make sure the compost has enough water, air, and carbon- and nitrogen-rich materials.

Composting is important because it helps reduce the amount of waste that goes into landfills. Food and other compostable materials make up about 20% of what we throw away. When these materials go to landfills, they take a long time to break down and release harmful gases like methane. Composting helps reduce these gases and is better for the environment. It can also be used to make things like soil for gardens and farms. Composting is a great way to help the Earth and make our plants grow better.

1 What is composting?

Composting is a way to turn food and other organic waste into something useful for the soil.

2 Why is composting important for the environment?

.....

3 How does compost help plants grow?

.....

4 To start composting, you need to gather.....

- | | |
|---------------------------|---------------------------------|
| A leaves and | B grass, and food scraps |
| C paper and stalks | D leaves and paper |


5 Make sure the compost has suitable amounts of

- | | | | |
|---------------|----------------|---------------|--------------|
| A soil | B water | C food | D gas |
|---------------|----------------|---------------|--------------|

Ex. 4 Look and Write



Grass clippings



Ex. 5 Look and Find

Find words with the triphthong /eɪə/

| | | | | | | | |
|---|---|---|---|---|---|---|---|
| S | P | R | A | Y | E | R | P |
| O | D | H | P | A | Y | E | R |
| M | A | Y | O | R | Z | Y | A |
| Q | L | A | Y | E | R | A | Y |
| S | T | A | Y | E | R | L | E |
| S | L | A | Y | E | R | P | R |

1 Prayer

2

3

4

5

6

Lesson (5) Waste Management

Ex. ① Listen and Number



Ex. ② Look and Write



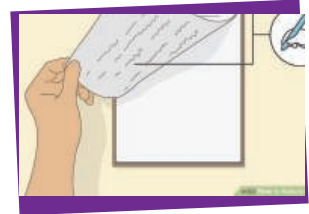
Avoid



Reduce



Use



Curb

Ex. ② Read and Answer

Waste Management

Waste management is all about taking care of our waste. Waste can be solid, liquid, or gases, and each type needs to be handled differently. Waste management includes collecting, transporting, treating, and getting rid of waste. It also involves making sure that waste is regulated and following the laws about waste. Waste can be **harmful** to our health and the environment, so **waste management** is important to keep us safe.

There is a company called Waste Management that helps with waste management. They started in 1968 and are based in Houston, Texas. Waste Management has a big network of places where they handle waste, like transfer stations and recycling plants. They **provide services** to millions of people in the United States, Canada, and Puerto Rico. They have a lot of trucks to collect and transport waste. Waste Management and another company called **Republic Services** handle more than half of all garbage collection in the United States.

Waste Management is a big company that helps with waste management. They have a lot of trucks and places to handle waste. Waste management is important to keep us safe and protect the environment. We all need to do our part to reduce waste and take care of it properly.

1 What is waste management?

Waste management is all about taking care of our waste.

2 What does Waste Management do?

.....

3 Why is waste management important?

.....

4 Waste management can help people be

- A** ill
 - B** sick
 - C** safe
 - d** sad
-

5 Waste Management company uses..... to move waste.

- a** buses
- b** trucks
- C** guns
- d** cars

Ex. 3 Read and Sort

water, ice , kettle, spoons bread, steaks, lights, cereal,
pound, jam, cheese, toothbrush, pool, dollar, honey,
milk, tea, kilometer, meat, app, holiday

| Countable nouns | Uncountable nouns |
|-----------------|-------------------|
| ① water | ① spoons |
| ② | ② |
| ③ | ③ |
| ④ | ④ |
| ⑤ | ⑤ |
| ⑥ | ⑥ |
| ⑦ | ⑦ |
| ⑧ | ⑧ |
| ⑨ | ⑨ |
| ⑩ | ⑩ |

Ex. 4 Write Some Tips about How We manage the Waste

.....

.....

.....

.....

.....

.....

.....

.....

.....

.....

Unit 7

Social Media



Lesson (1) The Power of Social Media

Ex. ① Read and Answer

Social Media means engaging people to create videos or thoughts or share them with others using virtual network. During the 21st century, different platforms came to the market such as Facebook, YouTube and now TikTok. Social Media was used as a fast way to communicate with people and meet new friends. With the vast expansion of platforms, companies have started using them for advertising, marketing, promoting and selling products.



It is believed that marketing on social media has great benefits. First, it increases the visibility of products to customers. Also, customers decide faster which product to buy. On top, it is easier to have a relationship between sellers and buyers. It's not just kids who need to learn about social media. Parents and teachers can help too. They can teach us how to judge if something is true or not and how to be safe online. There are even games and websites that can help us learn these skills.

1 What does social media mean?

- A** Engaging people to create and share videos or thoughts using a virtual network.
- B** Watching videos or reading thoughts of other people using a virtual network.
- C** Creating videos or thoughts for personal use only using a virtual network.
- D** None of the above.

2 Which of these platforms is NOT mentioned in the text as an example of social media?

- A** Facebook
- B** YouTube
- C** TikTok
- D** Twitter

3 What is one of the benefits of marketing on social media for companies?

- A** It reduces the cost of production.
- B** It increases the visibility of products to customers.
- C** It guarantees the quality of products.
- D** It eliminates the competition.

4 What is one of the benefits of marketing on social media for customers?

- A** They can decide faster which product to buy.
- B** They can get free samples of products.
- C** They can negotiate the price of products.
- D** They can return the products without any hassle.

5 Who can help kids learn about social media skills?

- A** Kids
- B** Parents and teachers
- C** Games and websites
- D** No one

Ex. 2 Read and Complete

(internet- community- responsible- platform- population- engage)

- 1** By 2025, it is estimated that more five billion people will be online, representing two-thirds the population of the planet.
- 2** Our train is boarding on platform 6.
- 3** A good teacher should all the students in the activities.
- 4** We can do a lot of voluntary work to help our
- 5** He is a person. He takes care of the family after the death of his father.
- 6** I think all the people can surf the

Ex. ③ Read and Write: Ability or Possibility

- 1 brother can use this application easily. (Ability)
- 2 We can have lunch together. ()
- 3 Mona can meet her uncle when she goes to London. ()
- 4 My sister can play the piano. ()
- 5 Dina can write useful Facebook posts. ()

Ex. ④ Read and Complete the Following Survey

Social Media Survey (Facebook- TikTok- You Tube)

- 1 I have a Facebook account. **Yes/ No**
- 2 I know all people who have friendship with me on Facebook. **Yes/ No**
- 3 I spendhour(s) andminutes on my social media apps every day.
Yes/ No
- 4 What I do on Facebook is :
- 5 I watch funny videos on Facebook. **Yes/ No**
- 6 I comment politely on other people's posts. **Yes/ No**
- 7 I share false stories about myself and other people. **Yes/ No**
- 8 Social media is powerful and affects many people. **Yes/ No**
- 9 I can influence others on different social media platforms. **Yes/ No**

10 What I like about social media is

11 What I don't like about social media is

Ex. 5 Write some Tips about the Power of Social Media

You can write about:

1 Your role as an individual

2 The influence of parents and teachers

3 The influence of peers

.....

.....

.....

.....

.....

.....

Lesson (2) Digital Citizenship

Ex. ① Read and Circle True or False

Digital Citizenship refers to the responsible use of technology by anyone who uses computers, the Internet, and digital devices to **engage** with **society** on any level.

Good digital citizenship for students engages them and shows them how to connect with one another, **empathize** with each other, and create lasting relationships through digital tools. Firstly, being a good digital citizen means to be **respectful** and responsible when you use the internet and social media. Your digital footprint is the record of everything you do online, like posting on social media or uploading photos.

It's important also to think before you post or share anything online because it can be seen by others and can last for a long time. **Treat** others online the way you want to be treated and respect their privacy. Being a good digital citizen means to follow certain principles. One of these **principles** is to respect others online and not engage in cyber **bullying** or hate speech. Remember that there are real people with feelings on the other side of the screen.

1 Good digital citizenship for students teaches them how to avoid using digital tools.

(True/ **False**)

2 Being a good digital citizen means to be respectful and responsible when you use the internet and social media.

(True/ False)

3 It's not important to think before you post or share anything online. (True/ False)

4 One of these principles is to respect others online and not engage in cyber bullying or hate speech.

(True/ False)



5 There are no real people with feelings on the other side of the screen.

(True/ False)

Ex. 2 Read and Match

- | | |
|---------------------|---|
| ① Digital footprint | ① (.....) Showing respect, admiration and consideration for others |
| ② Digital citizen | ② (.....) The use of electronic communication to bully a person |
| ③ Cyber bullying | ③ (1) The record of everything a person does online, |
| ④ Digital devices | including posts on social media and uploaded photos |
| ⑤ Respectful | ④ (.....) A person who uses the internet and social media in a responsible, respectful, and safe way |
| | ⑤ (.....) They are electronic equipment that can create, generate, send, share, communicate, receive, store, display, or process information |

Ex. 3 Read and Tick ✓

| |  |  |
|--|---|---|
| ① I share my photos every time with my family and friends. | | ✓ |
| ② When I don't like someone's words, photos or videos, I say that clearly on social media without respect. | | |
| ③ I don't care about talking politely on social media because no one knows me. | | |
| ④ I think carefully before I type anything on the internet. | | |
| ⑤ I don't care about saying the truth or false information on the internet. | | |
| ⑥ I protect my account, my photos and respect others on the social media. | | |

Ex. 4 Read and Match to Complete the Advice

| A | B |
|-------------------------------------|---|
| ① Always ask | ① () check what you post online. |
| ② You should never | ② () strong passwords for your accounts. |
| ③ You should always | ③ (1) your parents before being online. |
| ④ It's important to have | ④ () give your password to strangers. |
| ⑤ You need | ⑤ () make it for friends only. |
| ⑥ If you share your personal photos | ⑥ () to take care of your comments. |

Ex. 5 Make a Poster

Make a poster to teach your friends how to be good digital citizens.



Lesson (3) Staying Safe Online

Ex. ① Read and Circle True or False

We can stay safe and protect our privacy while enjoying all the great things the internet by following these tips:

We should be careful about what we post in our pictures and videos, because someone could use that information to find out where we live. It's also a good idea to regularly review our friends list and make sure we only have people we know and trust.



When we talk to our friends and family, we can ask them not to tell any personal information online. We can ask them not to post our address, phone number, or other private details. It's important to let them know that we want to keep our information safe.

We should also be careful about sending money to people we don't know. It's always better to buy from stores that we know and trust. We should also use strong passwords and keep them private. And if someone is sending us messages or pictures that make us uncomfortable, we should tell a trusted adult.

① We should be careful about what we post in our pictures and videos,

(True/ **False**)

② It's a good idea to regularly review our friends list and make sure we only have people we don't know.

(True/ False)

③ We can ask our friends and family not to post our address, phone number, or other private details online.

(True/ False)

④ We should send money to people we don't know.

(True/ False)

⑤ We should use strong passwords and keep them private.

(True/ False)

Ex. 2 Choose the Correct Answer

① **What is the reason we should be careful about what we post in our pictures and videos?**

- Ⓐ Because someone can use that information to find out where we live.
- Ⓑ Because someone can use that information to hack our accounts.
- Ⓒ Because someone can use that information to steal our identity.
- Ⓓ All of the above.

② **What should we do with our friends list regularly?**

- Ⓐ We should add as many people as possible.
- Ⓑ We should delete all the people we don't like.
- Ⓒ We should review it and make sure we only have people we know and trust.
- Ⓓ We should ignore it and let anyone join.

③ **What should we ask our friends and family not to do online?**

- Ⓐ Not to tell any personal information online.
- Ⓑ Not to post our address, phone number, or other private details.
- Ⓒ Not to share our pictures or videos without our permission.
- Ⓓ All of the above.

④ **What should we do when we want to buy something online?**

- Ⓐ We should send money to people we don't know.
- Ⓑ We should buy from stores that we know and trust.
- Ⓒ We should buy from the cheapest store available.
- Ⓓ We should buy from the store that has the best reviews.

⑤ **What should we do if someone is sending us messages or pictures that make us uncomfortable?**

- Ⓐ We should reply and tell them to stop.
- Ⓑ We should block and report them.
- Ⓒ We should tell a trusted adult.
- Ⓓ All of the above.

Ex. 3 Find the Words Related to the Digital World

The words are:

① Maleware

③

⑤

⑦

⑨

②

④

⑥

⑧

| | | | | | | | | |
|---|---|---|---|---|---|---|---|---|
| M | A | L | W | A | R | E | B | S |
| S | Y | M | B | O | L | S | U | E |
| P | A | S | S | W | O | R | D | C |
| S | A | F | E | L | I | Y | H | U |
| Q | P | R | I | V | A | C | Y | R |
| O | N | L | I | N | E | O | S | E |
| I | N | T | E | R | N | E | T | A |
| J | N | W | E | B | S | I | T | E |
| A | C | C | O | U | N | T | L | Z |

Ex. 4 Listen and Sort

higher- sky- smile- admire- cry- hire- try- fry- fryer-fire-
tower- tired- high- liar- ride


| Diphthong /aɪ/ | Triphthong /aɪə/ |
|----------------|------------------|
| sky | higher |
| | |
| | |
| | |
| | |

Ex. 5 Listen and Complete

Living in the 21st century means using the internet a lot. The Internet is on phones, computers, and cameras. Lots of people use the Internet, even kids. But we have to be careful because there are bad people on the Internet who want to us. We can stay online by doing a few things. We can talk to a grown-up we trust if something bad happens. We can also bad things to the or app. And we can delete things we're worried about.



One important thing to do is make a strong password. A password is like a to our online accounts. We have to make sure our password is hard for bad people to guess. We can use numbers and capital to make it stronger. And we should never use our name or as a password. It's also not safe to use the same password for different accounts. We have to be careful with our passwords.



There are other things we can do to stay safe online. We can lock our phone if we it. And we should always our computer and apps to keep them safe. If we ever feel scared or threatened online, we can tell the They can help us. It's important to remember these things so we can stay safe online.

Lesson (4) Detecting Online Fake News

Ex. ① Read and Circle True or False

Have you ever heard of fake news? Fake news is when people spread information that isn't true. Sometimes, it becomes hard to know what is real and what is fake. But don't worry, there are ways to spot fake news and make sure you are getting the right information.

One way to detect fake news is by using browser extensions. These are special tools that you can add to your internet browser. They can help you find out if a news story is fake or not. You can also learn how to evaluate news sources by looking at examples of how people have researched unclear or false claims.



Another way to spot fake news is by checking the source. Look up the website or the person who wrote the article. See if they are well respected and if other reputable news sources are reporting the same thing.

- ① Fake news is when people spread information that isn't true. (True / False)
- ② One way to detect fake news is by using browser extensions. (True/False)
- ③ Browser extensions are special tools that you can remove from your internet browser. (True/False)
- ④ Another way to spot fake news is by checking the source. (True/False)
- ⑤ You should trust any website or person who wrote an article. (True/False)

Ex. ② Choose the Correct Word

- ① There is a lot of fake (fake/ satire) news on the internet.
- ② Can you (mislead/ spot) the differences between these two pictures?
- ③ If you are (suspicious/ misleading) about a link, do not open it.
- ④ Always seek information in (misleading/ reliable) resources.

- ⑤ Be objective and don't let your..... (biases/ sites) affect your decision.
- ⑥ This writer uses..... (satire/ fake) in his writings.

Ex. 3 Choose the Correct Answer

1 What is fake news?

- A** News that is not true.
- B** News that is not interesting.
- C** News that is not recent.
- D** News that is not relevant.

2 What are browser extensions?

- ☐ A Special tools that you can add to your internet browser.
- ☐ B Special tools that you can remove from your internet browser.
- ☐ C Special tools that you can download from your internet browser.
- ☐ D Special tools that you can ignore on your internet browser.

3 What can browser extensions help you with?

- A** They can help you find out if a news story is fake or not.
- B** They can help you find out if a news story is interesting or not.
- C** They can help you find out if a news story is recent or not.
- D** They can help you find out if a news story is good or not.

4 What is another way to spot fake news besides using browser extensions?

- A** Checking the source.
- B** Checking the spelling.
- C** Checking the date.
- D** Checking the comments.

5 What should you look up when you check the source?

- ☐ A The website or the person who wrote the article.
- ☐ B The website or the person who edited the article.
- ☐ C The website or the person who shared the article.
- ☐ D The website or the person who liked the article.

Ex. 4 Read and Answer

- ① If Igo..... (go) out tonight, I _will visit.....(visit) my grandpa.
- ② If you (get) back late, I (be) angry.
- ③ If we (not / see) each other today, we (meet) each other next week.
- ④ If he (come), they (be) surprised.
- ⑤ If we _____ (wait) here, we (be) late.
- ⑥ If the weather (not / improve), we (not / have) a picnic.
- ⑦ If I (not / go) to bed early, I (be) tired tomorrow.
- ⑧ She (not / stay) in London if she (get) a job.

Ex. 5 Read and Choose, then Write

Read this verse from the Holy Quran and choose the correct translation.

مَا يَلْفِظُ مِنْ قَوْلٍ إِلَّا لَدَيْهِ رَقِيبٌ عَتِيدٌ (ق: ١٨)

- A) Man does not utter any word except that with him is an observer prepared [to record]
- B) Man does not play any word except that with him is an observer prepared [to record]
- C) Man does not eat any word except that with him is an observer prepared [to record]
- D) Man does not write any word except that with him is an observer prepared [to record]

The English Verse

.....

.....

Lesson (5) Spreading Kindness on Social Media

Ex. ① Read and Circle True or False

Spreading kindness on social media is not only good for others, but also for us. When we are kind online, we can make someone's day better, build positive relationships, and improve our own mood and well-being. Here are many ways to spread kindness on social media:

- ① **Post positive messages and photos.** You can share something that makes you happy, grateful, or inspired, or something that you appreciate about yourself or others.
 - ② **Promote someone else's work** by sharing their content, giving them a shout-out, or writing a positive review. You can also tag them and invite them to collaborate with you.
 - ③ **Use technology to write thank you** note emails to family and friends. You can thank them for their help, kindness, or friendship, or for a specific gift or favor they did for you. You can also tell them what you admire or love about them, or how they have made a difference in your life.
 - ④ **Use technology together.** You can use social media to connect with your family and friends in fun and meaningful ways.
 - ⑤ **Be kind online.** You can also spread kindness on social media by being respectful, polite, and empathetic to everyone you interact with.
 - ⑥ You can avoid spreading hate, rumors, or misinformation, and instead share facts, opinions.
 - ⑦ **You can also report or block** any abusive or harmful content or behavior, and support those who are affected by it.
- ① Spreading kindness on social media can improve our own mood and well-being.
(True/False)
- ② One way to spread kindness on social media is to post negative messages and photos.
(True/False)
- ③ We can promote someone else's work by sharing their content, giving them a shout-out, or writing a positive review. (True/False)

④ We can use social media to connect with our family and friends in fun and meaningful ways. **(True/False)**

⑤ We can spread hate, rumors, or misinformation on social media. **(True/False)**

Ex. ② Read and Match

| A | B |
|--|--|
| ① We can spread kindness on social media | ① (.....) make social media a better place. |
| ② We should use technology to | ② (.....) we can create a more positive online environment for ourselves and others. |
| ③ We can also report or block | ③ (.....) write thank you note emails to family and friends. |
| ④ By spreading kindness on social media, | ④ (.....) any harmful content, and support those who are affected by it. |
| ⑤ We can also inspire more people to | ⑤ (..1..)by being respectful and polite to everyone we interact with. |

Ex. ③ Read and Sort

noise- royal- lawyer- voice- destroyer - oysters- coins-
enjoy- loyal- oil- destroy

| Diphthong /ɔɪ/ noise | Triphthong /ɔɪə/ royal |
|-------------------------|---------------------------|
| | |

Ex. 4 Listen and Complete

Do you want to learn how to spread **kindness** online? It's important to be to others on the internet because sometimes people can be But we can make a difference by being kind! Here are some tips to help you spread kindness online.

First, think before you or comment. Sometimes people say mean things online without thinking about how it might hurt someone's If you see something mean or hurtful online, you can it. Different websites have rules about what you can and can't say, and if someone is being mean, it's important to let the website know.

Another way to spread kindness online is to show If someone shares something important to them, like a picture or a, you can leave a nice comment or Remember that behind every username or picture is a real person with feelings. Sometimes it's easy to forget that when we're online. But it's important to others with kindness and, just like we would in real life.

So, let's all work together to spread kindness online and make the internet a better place for everyone!



Ex. 5 Design a Poster

Design a poster to share on social media to express your gratitude to your friend for his kindness.

| GRATITUDE JOURNAL | |
|------------------------|------------------------|
| DATE: | S M T W T F S |
| TODAY I'M GRATEFUL FOR | |
| • | |
| • | |
| • | |
| WATER INTAKE GOALS | TODAY'S AFFIRMATION |
| | • |
| | • |
| | • |
| NOTES / REMINDERS | SOMETHING I'M PROUD OF |
| | • |
| | • |
| | • |
| | WORKOUT PLAN AND GOALS |
| | • |
| | • |
| | • |

Unit 8

Our Praised Manners



Lesson (1) A Good Touch and a Bad Touch

Ex.① Look and Write

-Write "G" for a good touch and "B" for a bad touch.



Ex.② Read and Answer

Do you know that there are different kinds of touch? Some touches are good and make us feel happy and safe, while others are bad and make us feel uncomfortable or scared.

Good touch is when someone touches us in a way that makes us feel loved and supported. For example, hugs from family members or high-fives from friends are good touches. They make us feel happy and show that someone cares about us.

Bad touch is when someone touches us in a way that makes us feel uncomfortable or scared. This could be hitting or touching our body parts without our permission. It's important to know that bad touches are not okay and we should tell a trusted adult if it happens.

Sometimes, parents might feel unsure about how to talk to their kids about good touch and bad touch. But it's really important to have this conversation so that kids know how to keep themselves safe. Parents can start by teaching kids that they are the boss of their own bodies. They can also teach kids the names of their body parts, and explain that these parts should not be touched by others.

1 What are the two types of touches mentioned in the text?

Good touch and bad touch

2 Why is it important for parents to talk to their kids about good touch and bad touch?

3 What can parents do to help their kids understand the concept of good touch and bad touch?

4 How can parents start the conversation about good touch and bad touch with their kids?

Ex. 3 Choose the Correct Answer

1 What is an example of a good touch mentioned in the text?

- A** Hitting someone as a way to show affection
- B** Someone touching our parts without our permission
- C** Hugs from family members
- D** Feeling uncomfortable or scared when someone touches us

2 Why is it important for parents to talk to their kids about good touch and bad touch?

- A** To make kids feel uncomfortable and scared
- B** To show that someone cares about us
- C** To keep kids safe and help them understand different kinds of touch
- D** To teach kids to clean their bodies

3 What should kids do if someone touches them in a way that makes them feel uncomfortable?

- A** Keep it a secret and not tell anyone
- B** Tell a trusted adult
- C** Hit the person who touched them
- D** Feel happy and supported

4 What are some examples of bad touch mentioned in the text?

- A** Hugs from family members
- B** Feeling uncomfortable or scared when someone touches us
- C** Tickling as a way to show care
- D** High-fives from friends

5 Why is it important for parents to teach kids the names of their body parts?

- A** To make kids feel uncomfortable and scared
- B** To show that someone cares about us
- C** To keep kids safe and help them understand different kinds of touch
- D** To teach kids sports

Ex. ④ Write a letter to your Friend to Tell him/ her about One of the Following

- 1 Think about a time when someone touched you in a way that made you feel happy and safe. Describe how it made you feel and why.
- 2 Have you ever experienced a touch that made you feel uncomfortable or scared? Explain what happened and how you handled the situation.

Dear,

.....

.....

.....

.....

.....

Ex. ⑤ Read and Write

Write "Q" for a question, "S" for a sentence and "C" for a command.

- 1 Go straight then turn left. ...C....
- 2 What is your address?
- 3 Her father is a teacher.
- 4 My friend Laila was absent yesterday.
- 5 Where is the hospital?
- 6 Put this box on the table.
- 7 Can you describe that man who frightened you?
- 8 I was so happy to finish the exams.

Lesson (2) Does Respect Matter?

Ex. ① Listen and Circle True or False

- ① Respect means that we care about others and treat them kindly. ((**True**)/False)
- ② Respect is when you say "sorry" and "excuse me" to someone who helps you.
(True/False)
- ③ Respect is when you break the rules at school or any other place.. (True/False)
- ④ Respect is when you call names or hurt others with your words or actions.
(True/False)
- ⑤ Respect is also for the things around you, like animals, plants, and the environment.
(True/False)

Ex. ② Read and Answer

Respect

Respect is a very important thing in our lives. It means treating people Kindly and listening to them. When we respect others, it helps us have good relationships with them. We should respect our parents, teachers, and other people who are important to us. It's also important to respect ourselves and make good choices.

Respect means listening to others and trying to **understand** them. Even if we don't agree with someone, we can still listen to them and be respectful. We should also be kind with our words and actions. Respect is important because it helps us have good relationships with others. It also helps us feel good about ourselves. When we respect ourselves, we can be **confident** and happy. Respect is important in school, at home, and in our **communities**. It helps us all get along and work together.

So remember, respect is important. It means treating others nicely, listening to them, and being kind. We should respect others and ourselves. When we do, we can have good relationships and feel good about ourselves. Let's all try to show respect every day!

1 According to the text, why is respect important?

- A** Respect helps us have good relationships with others.
- B** Respect means treating others seriously.
- C** Respect is only important at home.
- D** Respect is not necessary for happiness.

2 What does it mean to show respect?

- A** Showing respect means being mean to others.
- B** Showing respect means listening to and being kind to others.
- C** Showing respect means never disagreeing with others.
- D** Showing respect means not talking or listening to others.

3 Who should we respect according to the text?

- A** We should only respect our parents and teachers.
- B** We should only respect ourselves.
- C** We should respect our parents, teachers, and other people who are important to us.
- D** We should only respect our friends.

4 Why is it important to listen to others?

- A** Listening to others helps us understand them better.
- B** Listening to others means we always have to agree with them.
- C** Listening to others is not necessary for respect.
- D** Listening to others makes us feel nervous.

5 How can we show respect to others?

- A** By being mean and disrespectful.
- B** By never talking or listening to others.
- C** By compromising and supporting each other.
- D** By only respecting our parents and teachers.

Ex. 3 Read and Answer the Questions

1 What does respect mean?

Respect means treating people nicely and listening to them.

2 Why is it important to respect others?

.....

3 How can we show respect?

.....

4 Why is it important to respect ourselves?

.....

5 Where is respect important?

.....

Ex. 4 Complete the Table

| word | Synonym | Antonym |
|-----------|------------------|----------------|
| Important | <u>necessary</u> | <u>trivial</u> |
| Confident | | |
| Kind | | |
| Respect | | |
| Listen | | |

Supporting words

Assured- friendly -unsure- harsh – hear -regard- disregard- deny

Ex. 5 Write a Paragraph about Respecting Others; Mention How and Why

This image shows a full page of white paper with horizontal dotted lines. The lines are evenly spaced and run across the width of the page, providing a guide for handwriting practice. There are no margins, text, or other markings on the page.

Lesson (3) Are you a Responsible Person?

Ex. ① Read and Write True or False

Responsibility

Responsibility is when you do what you are supposed to do, even when you don't feel like it. Responsibility is when you follow the rules at home, at school, and in the community. Responsibility is when you finish your homework, help with chores, and take care of your things.



Responsibility is not only for yourself, but also for others. You show responsibility when you are kind, **respectful**, and helpful to your family, friends, teachers, and neighbors. You show responsibility when you **share**, **cooperate**, and **include** others. You show responsibility when you stand up for what is right and fair.

Responsibility makes you a good person and a good **citizen**. Responsibility makes you **trustworthy**, reliable, and **dependable**. Responsibility is something that you can give and receive. How do you show responsibility to yourself and others?

1 Responsibility is when you do what you want to do, even when it is wrong.

(False)

2 Responsibility is when you follow the rules at home, at school, and in the community.

(.....)

3 Responsibility is when you ignore your homework, chores, and things.

(.....)

4 Responsibility is only for yourself, not for others.

(.....)

5 Responsibility makes you trustworthy, reliable, and dependable.

(.....)

Ex. 2 Read and Answer the Questions

1 What is responsibility?

Responsibility is when you do what you are supposed to do, even when you don't feel like it.

2 Who should you show responsibility to?

.....

3 How do you show responsibility to the others?

.....

4 Why does responsibility make you a good person and a good citizen?

.....

Ex. 3 Choose the Correct Answer

1 Responsibility is when you what you are supposed to do.

- ☐ A try ☐ B make ☒ C do ☐ D find

2 Responsibility is when you follow the rules at.....

- ☐ A home ☐ B school ☐ C community ☐ D A, B and C

3 Responsibility is when you finish your

- ☐ A homework ☐ B chores ☐ C things ☐ D A, B and C

4 Responsibility is not only for yourself, but also for

- ☐ A other people ☐ B animals ☐ C plants ☐ D A, B and C

5 Responsibility makes you a good person and a good.....

- ☐ A friend ☐ B citizen ☐ C student ☐ D B and C

Ex. 4 Look and Design

Design an Infographic or a poster to support responsibility.



Ex. 5 Fill in the Gaps

(scary- school- scissors - escape - science- scarf)

- 1 This dog is very scary. I'm afraid of it.
- 2 We didn't go to last Monday.
- 3 Her mother is ateacher.
- 4 Don't play with They are dangerous.
- 5 Asmaa has got a new
- 6 Thieves always want to from the prison.

Lesson (4) Honest People

Ex. ① Read and Answer

Honesty



Honesty is a very important value that we should learn and **practice**. Honesty means that we tell the truth and act truthfully. Honesty is when you say what really happened, not what you wish to happen or what you think someone else wants to hear. Honesty is when you admit your mistakes and try to make things right.

Honesty is not only about words, but also about actions. When you are honest, you don't **lie, cheat, steal**, or hurt others. You don't hide the truth or pretend to be someone you are not. You don't make up stories or **excuses** to **avoid consequences**.

Honesty is important for many reasons. Honesty helps you to build trust and confidence with others. Honesty helps you to learn from your **mistakes** and grow as a person. Honesty helps you to be happy and proud of whom you are. Honesty is a value that makes you a good person and a good role model. Honesty is a value that makes the world a better place.

1 What does honesty mean?

Honesty means that we tell the truth and act truthfully.

2 When do you show honesty?

.....

3 How does honesty affect your actions?

.....

4 Why is honesty important?

.....

5 What is the value of honesty?

Ex. 2 Read again and Choose the Correct Answer

1 What is the opposite of honesty according to the text?

- A** Truth
- B** Confidence
- C** Falsehood
- D** Happiness

2 What does honesty mean according to the text?

- A** Telling the truth and acting truthfully
- B** Saying what you wish to happen or what others want to hear
- C** Admitting your mistakes and trying to make things worse
- D** Hiding the truth and pretending to be someone else

3 What are some examples of dishonest actions mentioned in the text?

- A** Lying, cheating, stealing, or hurting others
- B** Learning from your mistakes and growing as a person
- C** Being happy and proud of who you are
- D** Making the world a better place

4 What are some benefits of honesty mentioned in the text?

- A** Building trust and confidence with others
- B** Avoiding consequences and making up stories
- C** Being a good person and a good role model
- D** Both A and C

5 What is the main idea of the text?

- A** Honesty is a very important value that we should learn and practice
- B** Honesty is not only about words, but also about actions
- C** Honesty is important for many reasons
- D** All of the above

Ex. 3 Look and Tick (✓)

-Is It Honesty?

| | Honesty | Dishonesty |
|-------------------------------|---------|-------------|
| 1 Cheating | |✓..... |
| 2 Keeping your word | | |
| 3 Telling the truth | | |
| 4 Doing your own work | | |
| 5 Copying others' work | | |
| 6 Playing by the rules | | |
| 7 Stealing | | |
| 8 Telling lies | | |

Ex. 4 Answer this Questionnaire

| Statements | Always | Never | Sometimes |
|--|--------|-------|-----------|
| I show my friends complete honesty. | | | |
| I say nothing when it's hard to give an opinion. | | | |
| I follow all routines and rules. | | | |
| I spread rumors. | | | |
| I neglect my homework. | | | |

Ex. 5 Fill in the Gaps

(sleep- slow- slide- sleeves- slip)













- 1 I didn't sleep well yesterday because I stayed up late.
- 2 The tortoise is very
- 3 The kids are playing on the
- 4 He was about to on the wet floor, but I caught him in time.
- 5 They rolled up their to get ready for the work.

Lesson (5) The Three Brothers

Ex. ① Look and Write

write the word under the pictures.

poor street London gold rich kitchen
rat Mayor ship servant mean bells

| | | | | | |
|--|--|--|--|---|--|
|  |  |  |  |  |  |
| | poor | | | | |
|  |  |  |  |  |  |
| | | | | | |

Ex. ② Read and Answer



Once upon a time, there was a poor orphan boy called Adam Whittington. The people in his village believed that the streets of London were paved with gold. So Adam decided to travel there and become a rich man.

Adam walked for many days, but when he arrived in London there were no streets of gold! Tired and hungry, he fell asleep on the steps of a great house. The house belonged to a rich businessman who found Adam and gave him a job cleaning the kitchen. Adam worked very hard and was happy. He had enough to eat and at night he could sleep by the fire.

There was a problem though! At night, rats ran around the kitchen and kept him awake. So Adam went out and found the fastest rat-catching cat in London! The cat caught all the rats that came into the house and Adam could sleep at night. The businessman heard about the amazing cat and asked Adam if he could take it on his ship to catch rats on his next journey. Adam agreed, but was very sad to let the cat go.

While the businessman was away, the other servants were very mean to Adam, so Adam decided to run away. But as he was leaving, one of the great bells of the city rang. It seemed to say, 'Turn back, Adam Whittington, Mayor of London!' So Adam came back to the house and soon the businessman returned. He was very happy because Adam's cat had caught all the rats on the ship. He gave Adam a reward and promoted him to his assistant. Adam worked hard for the businessman and learned everything he could. Eventually he married the businessman's daughter and started a very successful business of his own. And, yes, he did become Mayor of London!

1 Who gave Adam a job cleaning the kitchen?

A rich businessman who found Adam sleeping on the stairs of his house

2 What did Adam find to solve his problem with the rats?

.....

3 Where did the businessman take Adam's cat?

.....

4 When did Adam decide to come back to the house?

.....

5 Why did the businessman reward and promote Adam?

.....

6 What did you learn from this story?

.....

Ex. 3 Read again and Choose the Correct Answer

1 When Adam arrived in London there were no streets of
(silver / gold / money)

2 Adam worked very hard and was
(sad / rich / happy)

3 At night, rats ran around the and kept him.....
(awake / bedroom / castle)

4 Adam found the fastest -catching in London
(rat / dog / cat)

5 Adam was very to let the cat go
(sad / happy / excited)

6 Adam's cat had caught all the on the ship
(cats / rats / sailors)

7 Adam worked for the businessman
(hard / slowly / badly)

8 At the end, he did become Mayor of !
(Whittington / England / London)

Ex. 4 Read again, then Write

Write a short summary of the story and imagine different ending.

| |
|-------|
| |
| |
| |
| |
| |

Ex. 5 Design a Character Profile

Design a character profile for your favorite character in the story in Ex. 2.

Character profile

| | | |
|--|------------------------------------|--|
| <p>What does your character look like? Use adjectives to describe?</p> | <p>Name of character</p> | <p>Where does your character live?</p> |
| | <p>Picture of character</p> | |
| | | <p>What does your character do?</p> |

Unit (5) Vacations and Holidays

Lesson (1)

4-Listen and Complete

Hello, I'm Hana. I'd like to tell you about my summer vacation. In summer, the weather is sunny and hot. School is over and many people like to go to the beach on vacation. Now, I'm on vacation in Hurghada with my parents and two brothers. We're staying at a beautiful hotel on the beach. We spend most of our time on the beach. My brothers and I usually build sandcastles. We also enjoy playing volleyball on the beach. It's so much fun. When the sun is too hot, we set under a big umbrella and have cold juice. Before sunset, I like to gather some seashells. One of my favorite summer activities is riding on a jet ski. It's really exciting. We return at the hotel after spending nice time on the beach. Really, Hurghada is the best place for a vacation.

Lesson (4)

5-Listen and Complete

What inspires your adventures?

Curiosity—that's what's always inspired me. I have a strong desire to see the differences and similarities in how people live everywhere in the world, even at home in the United States. I put a lot of trust in strangers, and I believe you can travel solo anywhere.

What travel kit can't you do without?

I like mirrorless cameras because they're lighter—whether they're Sony or Canon. I think the 24-70mm is the perfect lens, in terms of getting that wide range of shots, from landscape images to beautiful portraits, and being able to move with one lens. Obviously, you can take more than one lens, but if you're traveling for extended periods you should take a 24-70mm.

Did you ever experience any setbacks?

I don't believe in failure. And I don't have the ability to be embarrassed. Embarrassment isn't a natural human trait, in my eyes—it comes from socialization. If I fell over in the middle of Grand Central Station, I'd laugh at myself. I truly believe that every failure in your life is just an opportunity to learn.

Do you have any advice for someone thinking of embarking on a similar adventure?

Travel with kindness, travel with positive energy and without fear. I think what holds people back a lot of the time is fear of the unknown. What I've learned throughout my travels is that most people are good, and because of that, there's no reason to have an innate fear of a stranger. Most people really want to help you. A lot of the time people are just really happy that you're in their country.

Lesson (5)

4-Listen and Tick (✓) or (✗)

Today Maisy is going on vacation. How exciting! Maisy is packing her blue suitcase to go to the seaside. She packs a sun hat, camera, and books. What else will she need? Maisy walks to the train station. The station is very busy today. "Look, there's Cyril! He is buying the tickets." "All aboard!" The train pulls away from the station." Maisy colors while Cyril chooses some snacks. Everyone takes their tickets when the conductor arrives. "Nearly there! Can you see the ocean?" Maisy and Cyril go to their hotel room. They bounce on the bed. Then, it's time to unpack and go to the beach. Splash! Maisy loves to jump right in. Splish! Cyril like to paddle. There's so much to do at the beach-collecting shells, building sandcastles, playing all day on the shore. Then, it's time for a snack. Maisy eats ice cream, and Cyril drinks juice. Next, they write postcards. Cyril writes to Charlie. Maisy writes to her friend Dotty. "Our first day at the seaside was lovely." She tells her. At the end of the day, Maisy and Cyril return to their hotel room and get ready for bed. "Good night, Maisy." "Good night Cyril."

Unit 6 Waste Matters

Lesson 1

Ex. 1 Listen and Complete

Greenhouse gases are causing the Earth to get warmer. This is called global warming. Global warming is changing the weather and causing problems for plants and animals. It is important for us to find ways to reduce the amount of greenhouse gases we release into the air. We can do this by using less fossil fuels and finding cleaner sources of energy, like wind and solar power. If we work together, we can help protect the Earth and keep it a safe place for everyone.

Lesson 2

Ex. 1 Listen and Complete

Nadeen and Aziz are going to the library to do a research. They interested in recycling. Nadeen discovered that recycling has many different kinds. When the term recycling is used, most people think of glass and plastic bottles and aluminum cans, or maybe textile. There is also the recycling or reprocessing of waste from nuclear power plants. And the purification and reuse of what is called waste water. Another example is logging forests. They remove excess trees and helps to better control forest fires.

Lesson 3

Ex. 1 Listen and Complete

The fusion torch is a special tool that can break apart materials and turn them into something new. It was invented a long time ago, but now scientists are starting to think about using it more often. The fusion torch can help us recycle materials and reduce waste, which is really important for our planet. It's a cool invention that can make a big difference in how we take care of our Earth!

Lesson 4

Ex. 1 Listen and Complete

Some people have come up with really cool ideas to turn trash into treasure! They find creative ways to reuse things that we normally throw away, like plastic bottles and cardboard boxes. These projects are not only fun, but they also help the environment by reducing waste. You can also make cool things out of everyday items like egg cartons and tissue boxes. There are so many fun projects. You can make from things we normally throw away.

Lesson 5

Ex. 1 Listen and Number

1. Avoid single-use food and drink containers
2. Use reusable grocery bags
3. Convert old clothing into cleaning rags or cloths
4. Buy foods with little or no packing

Unit 7 Social Media

Lesson 3

Ex. 5 Listen and Complete

Living in the 21st century means using the Internet a lot. The Internet is on phones, computers, and cameras. Lots of people use the Internet, even kids. But we have to be careful because there are bad people on the Internet who want to hurt us. We can stay safe online by doing a few things. We can talk to a grown-up we trust if something bad happens. We can also report bad things to the website or app. And we can delete things we're worried about..

One important thing to do is make a strong password. A password is like

a key to our online accounts. We have to make sure our password is hard for bad people to guess. We can use numbers and capital letters to make it stronger. And we should never use our name or birthday as a password. It's also not safe to use the same password for different accounts. We have to be careful with our passwords.

There are other things we can do to stay safe online. We can lock our phone if we lose it. And we should always update our computer and apps to keep them safe. If we ever feel scared or threatened online, we can tell the police. They can help us. It's important to remember these things so we can stay safe online.

Lesson 5

Ex. 4 Listen and Complete

Do you want to learn how to spread kindness online? It's important to be nice to others on the internet because sometimes people can be mean. But we can make a difference by being kind! Here are some tips to help you spread kindness online.

First, think before you post or comment. Sometimes people say mean things online without thinking about how it might hurt someone's feelings. If you see something mean or hurtful online, you can report it. Different websites have rules about what you can and can't say, and if someone is being mean, it's important to let the website know.

Another way to spread kindness online is to show support. If someone shares something important to them, like a picture or a story, you can leave a nice comment or reaction.

Remember that behind every username or profile picture is a real person with feelings. Sometimes it's easy to forget that when we're online. But it's important to treat others with kindness and respect, just like we would in real life.

So, let's all work together to spread kindness online and make the internet a better place for everyone!

Unit 8 Our Praised Manners

Lesson 2

Ex. 1 Listen and Circle True or False

Respect is a very important value that we should learn and practice. Respect means that we care about others and treat them kindly. Here is a text that you can use to teach respect to 7 years kids:

Respect is when you say “please” and “thank you” to someone who helps you. Respect is when you listen to your teacher and follow the rules. Respect is when you share your toys and take turns with your friends. Respect is when you don’t call names or hurt others with your words or actions.

Respect is also for the things around you, like animals, plants, and the environment. You respect them when you are gentle, when you don’t waste, and when you help to keep them clean and healthy.